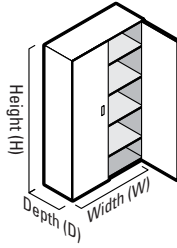


# Tall Storage Cabinets

## General Information

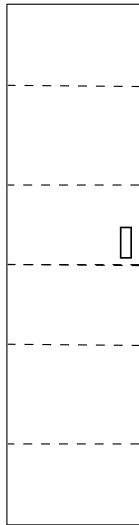
### Conversions

15"= 38.1 cm	30"= 76.2 cm
18"= 45.7 cm	35"= 88.9 cm
24"= 61.0 cm	36"= 91.4 cm
29"= 73.7 cm	48"= 121.9 cm

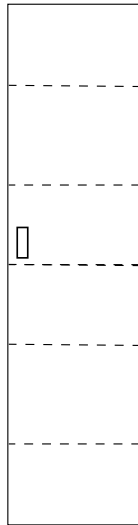


### General Dimensions

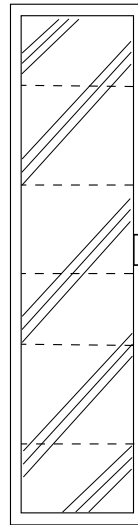
(H x W x D)  
 83" x Varies x Varies  
 210.8 cm x Varies x Varies



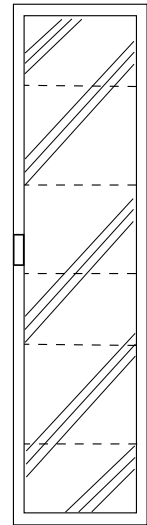
**Solid Hinged Door**  
**D821615100** (w 15")  
**D821618100** (w 18")  
**D821624100** (w 24")  
**D821815100** (w 15")  
**D821818100** (w 18")  
**D821824100** (w 24")  
**D822215100** (w 15")  
**D822218100** (w 18")  
**D822224100** (w 24")  
**D822415100** (w 15")  
**D822418100** (w 18")  
**D822424100** (w 24")



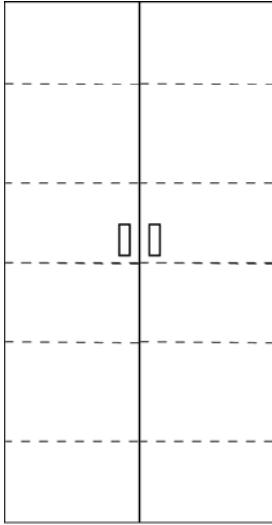
**Solid Hinged Door**  
**D821615101** (w 15")  
**D821618101** (w 18")  
**D821624101** (w 24")  
**D821815101** (w 15")  
**D821818101** (w 18")  
**D821824101** (w 24")  
**D822215101** (w 15")  
**D822218101** (w 18")  
**D822224101** (w 24")  
**D822415101** (w 15")  
**D822418101** (w 18")  
**D822424101** (w 24")



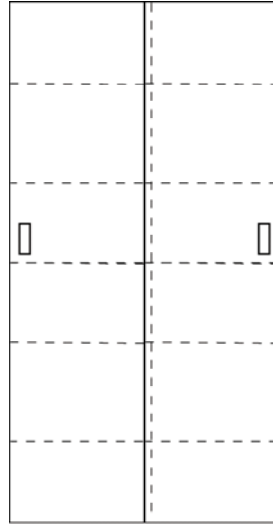
**Polycarbonate Hinged Door**  
**D821615102** (w 15")  
**D821618102** (w 18")  
**D821624102** (w 24")  
**D821815102** (w 15")  
**D821818102** (w 18")  
**D821824102** (w 24")  
**D822215102** (w 15")  
**D822218102** (w 18")  
**D822224102** (w 24")  
**D822415102** (w 15")  
**D822418102** (w 18")  
**D822424102** (w 24")



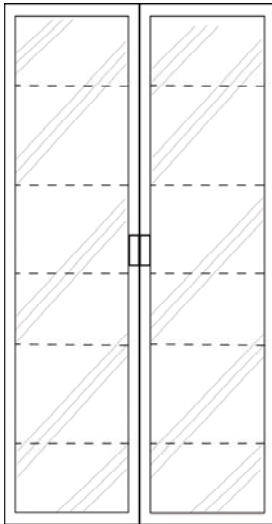
**Polycarbonate Hinged Door**  
**D821615103** (w 15")  
**D821618103** (w 18")  
**D821624103** (w 24")  
**D821815103** (w 15")  
**D821818103** (w 18")  
**D821824103** (w 24")  
**D822215103** (w 15")  
**D822218103** (w 18")  
**D822224103** (w 24")  
**D822415103** (w 15")  
**D822418103** (w 18")  
**D822424103** (w 24")



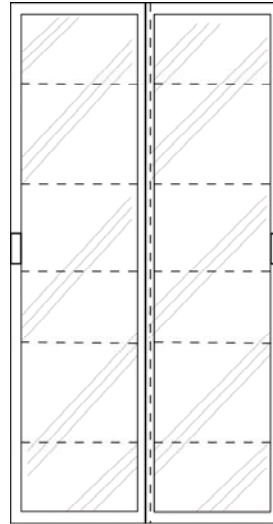
**Solid Hinged Doors**  
 D821630104 (w 30")  
 D821636104 (w 36")  
 D821648104 (w 48")  
 D821830104 (w 30")  
 D821836104 (w 36")  
 D821848104 (w 48")  
 D822230104 (w 30")  
 D822236104 (w 36")  
 D822248104 (w 48")  
 D822430104 (w 30")  
 D822436104 (w 36")  
 D822448104 (w 48")



**Solid Sliding Doors**  
 D821630105 (w 30")  
 D821636105 (w 36")  
 D821648105 (w 48")  
 D821830105 (w 30")  
 D821836105 (w 36")  
 D821848105 (w 48")  
 D822230105 (w 30")  
 D822236105 (w 36")  
 D822248105 (w 48")  
 D822430105 (w 30")  
 D822436105 (w 36")  
 D822448105 (w 48")



**Polycarbonate Hinged Doors**  
 D821630106 (w 30")  
 D821636106 (w 36")  
 D821648106 (w 48")  
 D821830106 (w 30")  
 D821836106 (w 36")  
 D821848106 (w 48")  
 D822230106 (w 30")  
 D822236106 (w 36")  
 D822248106 (w 48")  
 D822430106 (w 30")  
 D822436106 (w 36")  
 D822448106 (w 48")



**Polycarbonate Sliding Doors**  
 D821630107 (w 30")  
 D821636107 (w 36")  
 D821648107 (w 48")  
 D821830107 (w 30")  
 D821836107 (w 36")  
 D821848107 (w 48")  
 D822230107 (w 30")  
 D822236107 (w 36")  
 D822248107 (w 48")  
 D822430107 (w 30")  
 D822436107 (w 36")  
 D822448107 (w 48")

**Anatomical Pathology USA**  
 Tel: 1-800-547-7429 1-412-788-1133  
 Fax: 1-412-788-1138

**Anatomical Pathology International**  
 Tel: 0800 0189396 +44 (0)1928 562600  
 Fax: +44 (0)1928 562627

**Anatomical Pathology Latin America/Canada**  
 Tel: 1-412-788-2460  
 Fax: 1-412-788-2480

Email: [clinical.diagnostics@thermo.com](mailto:clinical.diagnostics@thermo.com) Internet: [www.thermo.com/shandon](http://www.thermo.com/shandon)

ISO 9001 Registered Company

**Thermo**  
 ELECTRON CORPORATION