
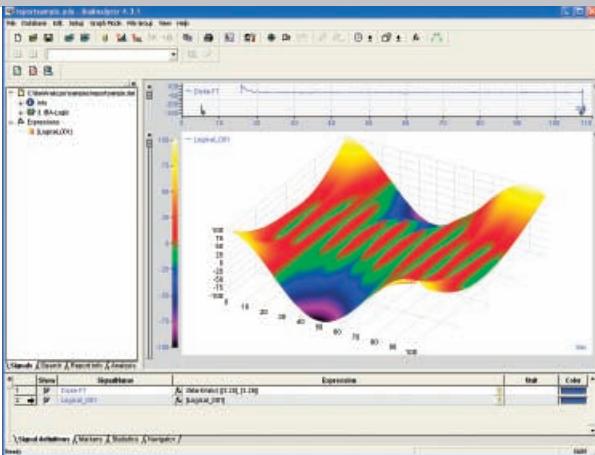


The Thermo Scientific RM 405 is a flexible data archiving system that allows you to optimize your production line for maximum throughput. The system both records and displays critical process variables for offline data analysis using configurable statistical tools and powerful graphics options.

## Thermo Scientific RM 405 Data Archiving System



The Thermo Scientific RM 405 data archiving system is the ideal tool for long-term storage of process data acquired by Thermo Scientific measuring systems. The tremendous flexibility of this system allows it to record any process variable of our thickness or coating weight gauges.

The archive file is totally configurable; all data which is sent or displayed by the HMI can be archived. This includes analog voltage measurements, digital status conditions and other process parameters. Data sampling can be either event driven or cyclical, to a minimum resolution of 200 ms. The system is typically connected by an Ethernet communication link to the measuring equipment, and can be easily expanded to archive data from multiple measuring systems.

The process data files are stored by product number on the RM 405 hard drive. The data can then be provided as proof of product quality, reviewed for process maintenance, or analyzed for product optimization.

### Typical Archived Data

- Product code
- Target thickness
- Tolerances
- Measured values
- Length
- Cross profile
- Gauge commands
- Gauge status
- Temperature sensor data

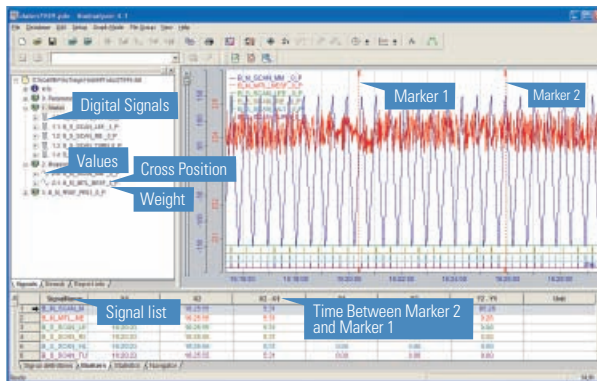
To retrieve, display and analyze data the RM 405 uses ibaAnalyzer® software, which can be downloaded from [www.iba-ag.com](http://www.iba-ag.com) for use on multiple PCs. This software has configurable graphic viewer with zoom and value marker features. The system has an intuitive interactive interface which allows the user to create graphs with a time base domain, with 2D or 3D representation with selectable X, Y, and Z axis. Pre-set formats can be created and stored to view data specific parameters from each coil using the same scaling. Using the pre-set format feature, product reports can be created and printed for customers or internal quality assurance requirements.



### Benefits

- Create permanent backup of rolling conditions
- Verify product quality
- Diagnose mill performance
- Isolate key process parameters
- Tighten product tolerances
- Optimize mill throughput

## ibaAnalyzer®

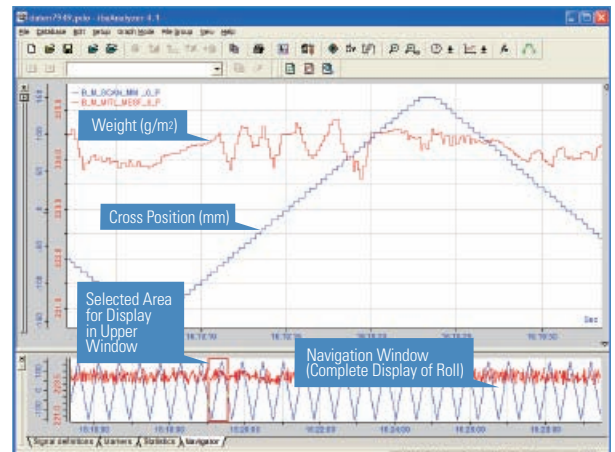


**General Analyzer View**

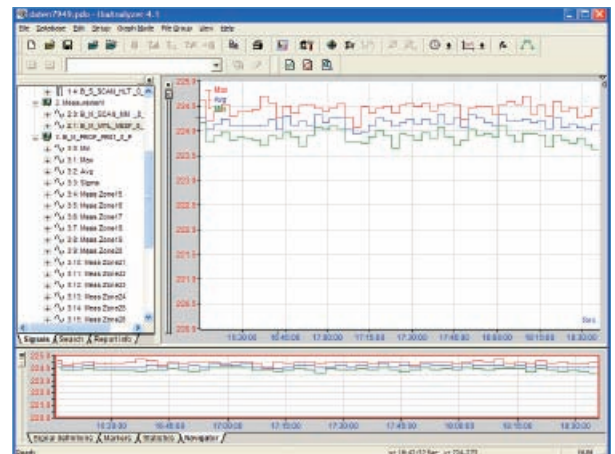
In addition to the flexible views available, the ibaAnalyzer includes extremely useful mathematical functions and processing algorithms:

- A built-in FFT analysis tool helps reveal any repetitive mill events.
- Stretching and mirror functions allow for comparison of multiple passes on reversing mills.
- A digital filter can be applied to any signal, eliminating higher frequency noise from your important data.
- Traditional statistical functions can be used on any data providing minimum, maximum, average and standard deviation values.
- Advanced statistical functions can provide process control limits and any other production metrics desired.

Additionally, a formula editor is available with mathematical and logical functions which may be used for advanced operations. This feature allows the user to manipulate single signals, or combine multiple signals to create new data for display and storage.



**Zoom View (Measurement Value and Cross Position)**



**Signal View (Cross Position Values)**

## RM 405 Data Archiving System

### General Specifications

Operating System	Windows® XP Professional
Processor Speed	2 GHz or faster
RAM Requirements	512 MB
Hard Disc Space Needed	30 GByte
Communication Link	Standard TCP/IP Ethernet port, additional Ethernet port available for data back-up to mill computer
Removable Media	CD-R, Floppy Disc, DVD-R (optional)

©2007 Thermo Fisher Scientific Inc. All rights reserved. Windows is a registered trademark of Microsoft Corporation in the United States and other countries. The ibaAnalyzer® software is copyrighted property of iba AG, Fuerth, Germany. All other trademarks are the property of Thermo Fisher Scientific Inc. and its subsidiaries. Results may vary under different operating conditions. Specifications, terms and pricing are subject to change. Not all products are available in all countries. Please consult your local sales representatives for details. Literature Code PI.9029.1007