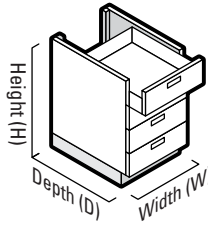


# Standing Height Base Cabinets

## General Information

### Conversions

15" = 38.1 cm	30" = 76.2 cm
18" = 45.7 cm	35" = 88.9 cm
24" = 61.0 cm	36" = 91.4 cm
29" = 73.7 cm	48" = 121.9 cm



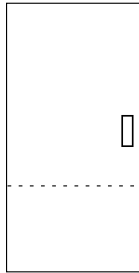
### General Dimensions

(H x W x D)  
 36" x Varies x 22"  
 91.4 x Varies x 55.9 cm

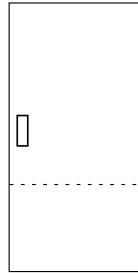
### Drawer Heights

Drawer Letter	Height
A (Pencil)	3" (7.6 cm)
B (Standard)	6" (15.2 cm)
C (File)	12.5" (31.8 cm)

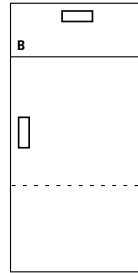
Dimensions do not include countertop heights.



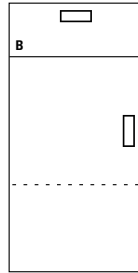
D3515100 (w 15")  
 D3518100 (w 18")  
 D3524100 (w 24")



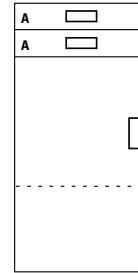
D3515101 (w 15")  
 D3518101 (w 18")  
 D3524101 (w 24")



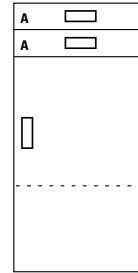
D3515102 (w 15")  
 D3518102 (w 18")  
 D3524102 (w 24")



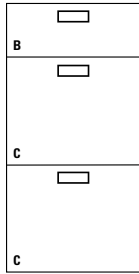
D3515103 (w 15")  
 D3518103 (w 18")  
 D3524103 (w 24")



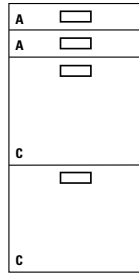
D3515104 (w 15")  
 D3518104 (w 18")  
 D3524104 (w 24")



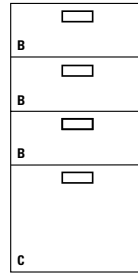
D3515105 (w 15")  
 D3518105 (w 18")  
 D3524105 (w 24")



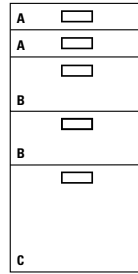
D3515106 (w 15")  
 D3518106 (w 18")  
 D3524106 (w 24")



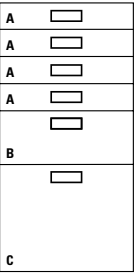
D3515107 (w 15")  
 D3518107 (w 18")  
 D3524107 (w 24")



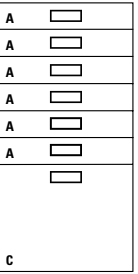
D3515108 (w 15")  
 D3518108 (w 18")  
 D3524108 (w 24")



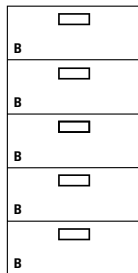
D3515109 (w 15")  
 D3518109 (w 18")  
 D3524109 (w 24")



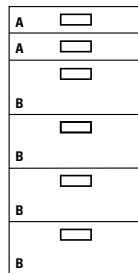
D3515110 (w 15")  
 D3518110 (w 18")  
 D3524110 (w 24")



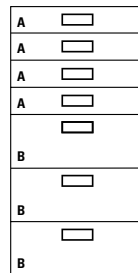
D3515111 (w 15")  
 D3518111 (w 18")  
 D3524111 (w 24")



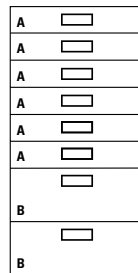
D3515112 (w 15")  
 D3518112 (w 18")  
 D3524112 (w 24")



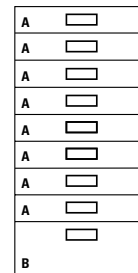
D3515113 (w 15")  
 D3518113 (w 18")  
 D3524113 (w 24")



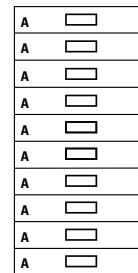
D3515114 (w 15")  
 D3518114 (w 18")  
 D3524114 (w 24")



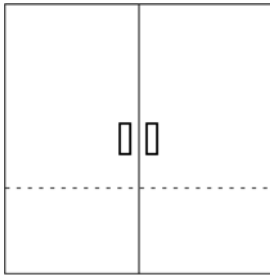
D3515115 (w 15")  
 D3518115 (w 18")  
 D3524115 (w 24")



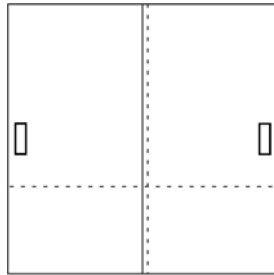
D3515116 (w 15")  
 D3518116 (w 18")  
 D3524116 (w 24")



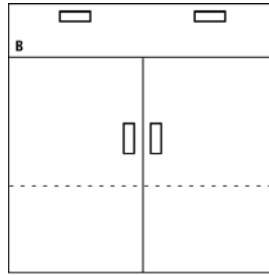
D3515117 (w 15")  
 D3518117 (w 18")  
 D3524117 (w 24")



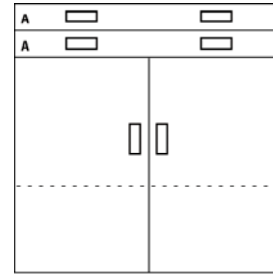
D3530118 (w 30")  
D3536118 (w 36")  
D3548118 (w 48")



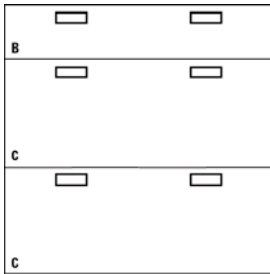
D3530119 (w 30")  
D3536119 (w 36")  
D3548119 (w 48")



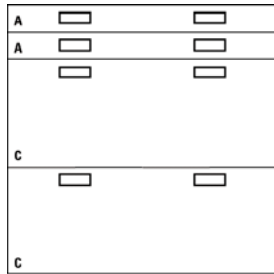
D3530120 (w 30")  
D3536120 (w 36")  
D3548120 (w 48")



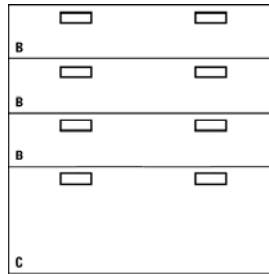
D3530121 (w 30")  
D3536121 (w 36")  
D3548121 (w 48")



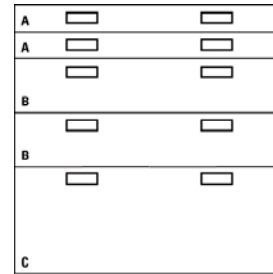
D3530122 (w 30")  
D3536122 (w 36")  
D3548122 (w 48")



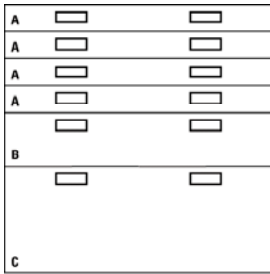
D3530123 (w 30")  
D3536123 (w 36")  
D3548123 (w 48")



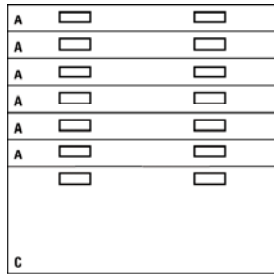
D3530124 (w 30")  
D3536124 (w 36")  
D3548124 (w 48")



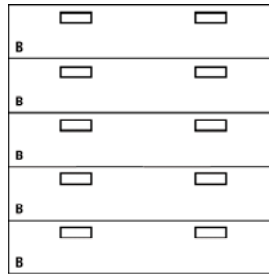
D3530125 (w 30")  
D3536125 (w 36")  
D3548125 (w 48")



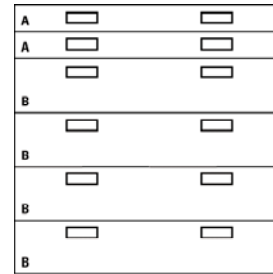
D3530126 (w 30")  
D3536126 (w 36")  
D3548126 (w 48")



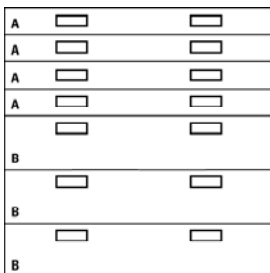
D3530127 (w 30")  
D3536127 (w 36")  
D3548127 (w 48")



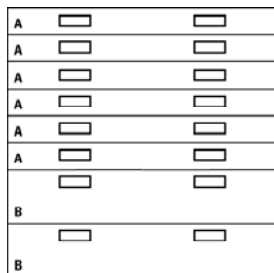
D3530128 (w 30")  
D3536128 (w 36")  
D3548128 (w 48")



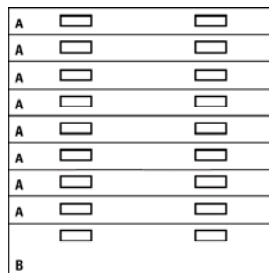
D3530129 (w 30")  
D3536129 (w 36")  
D3548129 (w 48")




D3530130 (w 30")  
D3536130 (w 36")  
D3548130 (w 48")



D3530131 (w 30")  
D3536131 (w 36")  
D3548131 (w 48")



D3530132 (w 30")  
D3536132 (w 36")  
D3548132 (w 48")



D3530133 (w 30")  
D3536133 (w 36")  
D3548133 (w 48")

**Anatomical Pathology USA**  
Tel: 1-800-547-7429 1-412-788-1133  
Fax: 1-412-788-1138

**Anatomical Pathology International**  
Tel: 0800 0189396 +44 (0)1928 562600  
Fax: +44 (0)1928 562627

**Anatomical Pathology Latin America/Canada**  
Tel: 1-412-788-2460  
Fax: 1-412-788-2480

Email: [clinical.diagnostics@thermo.com](mailto:clinical.diagnostics@thermo.com) Internet: [www.thermo.com/shandon](http://www.thermo.com/shandon)

ISO 9001 Registered Company

**Thermo**  
ELECTRON CORPORATION